

CARPET TILE INSTALLATION INSTRUCTIONS

In order to make a proper installation with our tile carpets to maintain a standart service quality, the following rules must be strictly applied:

1.INDOOR TEMPERATURE:

It must be 15 °C - 30 °C and relative humidity must be %60 - %65.

2.THE GROUND FLOOR:

The ground floor must be prepared fort he installation. In this regard, ground must be smooth, even, homogenous, dry, clean and strong. In case of some holes on the floor, floor-leveling agent must be used before installation.


3.INSTALLING:

The carpet tiles must be laid down on the floor by opening up the boxes 24 hours before the installation. The suitable glue must be applied to the entire floor. After the application of glue, depending on the condition of the floor, at least 10-15 minutes must pass before installation. While putting the tiles on the floor, the arrow sign on the back side of the tiles must be strictly considered.

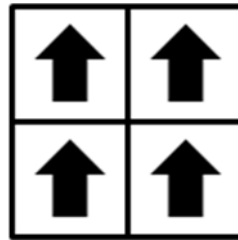
4.INSTALLATION MODELS:

The methods of installing tiles are described as below:

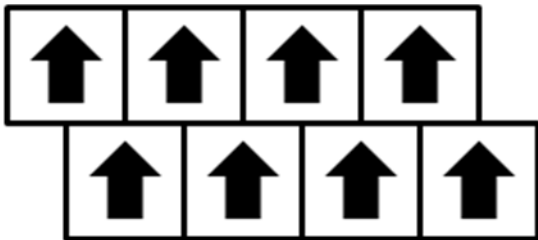
a-Quarter Turn Model:



c-Monolithic Model:



b-Brick Model:



d-Free Installation: